



ASSESSMENT REPORT

2021 PILOT

IMPACT Community Capital

Generated 2022-08-18

ABOUT THIS REPORT

The assessment report is designed to provide feedback to signatories and support ongoing learning and development. The high-level assessment methodology can be found [here](#) and question-level assessment criteria can be found after each indicator in the Investor Reporting Framework, [here](#). Note that the 2021 scoring methodology has changed to reflect the new Reporting Framework, and is incomparable with scores from previous PRI years.

Assessment Reports are confidential and only accessible to the reporting signatory on the Data Portal.

A dataset of medians based on all signatories' scores can be referenced [here](#).

PUBLICATION GUIDELINES

In the 2021 Reporting Framework, the PRI introduced accountability measures around the accurate representation of PRI Assessment Reports externally. This came as a result of an increasing level of disclosure of PRI Assessment Results externally. Alongside the higher level of disclosure, came an increasing amount of misrepresentation. As such, the publication guidelines were developed to ensure consistent and accurate representation of PRI reporting outputs. The guidelines state that signatories should not:

- disclose select modules scores in isolation (e.g., disclosing higher-scoring modules without disclosing lower-scoring modules),
- disclose scores that from selected parts of modules only (e.g., disclosing above-average performance in parts of a module without disclosing the median score for the module), and
- present any scores/grades/classification generated internally or by a third party, for a module of the overall Assessment Report, as being from the PRI (e.g., recalculating, or recompiling PRI scores).

Publication of any part of an Assessment Report must be accompanied by access to both the signatory's full:

- Assessment Report
- Transparency Report

Assessment Reports are the intellectual property of PRI. Under no circumstances, can this report or any of its contents be sold to third parties. Consent from the reporting signatory must be provided when sharing with third parties.

PRI DISCLAIMER


This document presents information reported directly by signatories in the 2021 reporting cycle. This information has not been audited by the PRI or any other party acting on its behalf. While this information is believed to be reliable, no representations or warranties are made as to the accuracy of the information presented. The PRI has taken reasonable action to ensure that data submitted by signatories in the reporting tool is reflected in their official PRI reports accurately. However, it is possible that small data inaccuracies and/or gaps remain, and the PRI shall not be responsible or liable for such inaccuracies and gaps.

Table of Contents

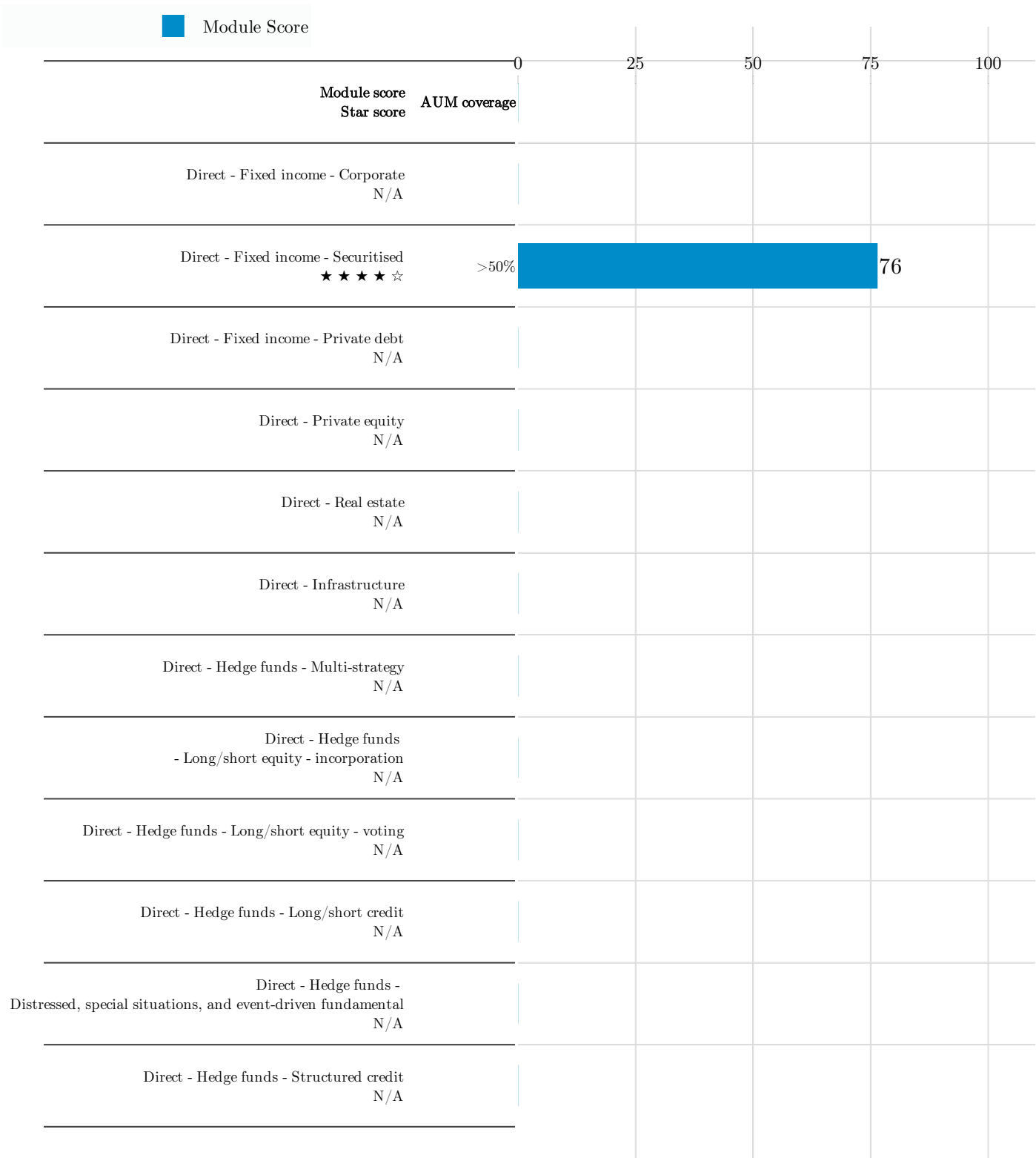
	Content	Page
	Summary Scorecard	4
	Indicator Level Scores For Direct - Fixed income - Securitised	7
	Indicator Level Scores For Investment & Stewardship Policy	8

Summary Scorecard


■ Module Score



Summary Scorecard (continued)



Summary Scorecard (continued)

 Module Score

	Score			
Module score Star score	AUM coverage	Score		
Direct - Hedge funds - Global macro N/A				
Direct - Hedge funds - Commodity trading advisor N/A				
Direct - Hedge funds - Other N/A				
Indirect - Listed equity - Passive N/A				
Indirect - Listed equity - Active N/A				
Indirect - Fixed income - Passive N/A				
Indirect - Fixed income - Active N/A				
Indirect - Private equity N/R				
Indirect - Real estate N/A				
Indirect - Infrastructure N/A				
Indirect - Hedge funds N/A				

Indicator Level Scores For Direct - Fixed income - Securitised

Section	Sub-section	Topic	Indicator	Your Score
Pre-investment phase	Materiality analysis	AUM coverage of ESG materiality assessment process	FI 1	200/200
Pre-investment phase	Materiality analysis	How ESG is incorporated into materiality assessment process	FI 1.1	100/200
Pre-investment phase	ESG risk management	AUM coverage of ESG incorporation in risk management	FI 2.1	98/150
Pre-investment phase	ESG incorporation in asset valuation	AUM coverage of ESG incorporation in investment research	FI 3.1	200/200
Pre-investment phase	ESG incorporation in portfolio construction	Portion of cases where ESG affected portfolio construction	FI 5.1	200/200
Pre-investment phase	ESG incorporation in assessment of issuers	Incorporation of ESG in credit quality analysis	FI 7	200/200
Pre-investment phase	ESG performance	Incorporation of relative ESG performance in investment analysis	FI 8	96/150
Pre-investment phase	Securitised products	Securitised debt: parties to which ESG analysis is applied	FI 11	64/200
Post-investment phase	ESG risk management	Incorporation of ESG in regular reviews	FI 12	150/150
Post-investment phase	ESG risk management	Identification of ESG incidents	FI 13	200/200
Post-investment phase	Time horizons	Time frame for which ESG risks taken into account	FI 14	150/150
Post-investment phase	Long-term ESG trend analysis	Continuous monitoring of long-term ESG trends	FI 15	150/150
Post-investment phase	Thematic bonds	Selection of non-labelled thematic bonds	FI 19	32/100
Post-investment phase	Thematic bonds	Escalation strategies used in the majority of cases when thematic bond proceeds are not allocated as promised	FI 20	30/150
Reporting/Disclosure	ESG screens	Communication of the side-effects of fixed income screening to clients or beneficiaries	FI 21	49/200
Engagement	Engaging with issuers/borrowers	Timing of fixed income engagement	FI 22	200/200

Indicator Level Scores For Investment & Stewardship Policy

Section	Sub-section	Topic	Indicator	Your Score
Responsible investment policy & governance	Responsible investment policy	Signatories responsible investment policy	ISP 1	200/200
Responsible investment policy & governance	Responsible investment policy	Signatories with elements of responsible investment policy	ISP 1.1	80/200
Responsible investment policy & governance	Responsible investment policy	Signatories with public responsible policy elements	ISP 2	50/200
Responsible investment policy & governance	Responsible investment policy	Coverage of responsible policy elements	ISP 3	200/200
Responsible investment policy & governance	Responsible investment policy	Coverage of asset specific guidelines on ESG incorporation	ISP 5	150/150
Responsible investment policy & governance	Governance	Roles with formal oversight and accountability for responsible investment	ISP 6	150/150
Responsible investment policy & governance	Governance	Roles with implementation responsibilities for responsible investment	ISP 7	100/100
Responsible investment policy & governance	People and capabilities	Staff objectives for responsible investment practices	ISP 8	150/150
Responsible investment policy & governance	People and capabilities	Bonuses for responsible investment practices	ISP 8.2	32/100
Responsible investment policy & governance	People and capabilities	Frequency at which staff training for responsible investment is reassessed	ISP 9	100/100
Responsible investment policy & governance	Strategic asset allocation	Signatories incorporating ESG factors in strategic asset allocation	ISP 10.1	75/150
Stewardship	Stewardship policy	Coverage of stewardship policy	ISP 11	0/200
Stewardship	Stewardship objectives	Primary objective of stewardship policy	ISP 15	0/200
Stewardship	Stewardship prioritisation	Criteria for prioritising engagement targets	ISP 16	0/100
Climate change	Public support	Signatories publicly supporting the Paris Agreement	ISP 26	0/150
Climate change	Public support	Signatories publicly supporting the TCFD	ISP 27	0/150
Climate change	Governance	Board oversight for climate-related risks and opportunities [TCFD Governance A]	ISP 28	50/200
Climate change	Governance	Management responsibility for climate-related risks and opportunities [TCFD Governance B]	ISP 29	50/200
Climate change	Strategy	Time horizon for climate risks and opportunities [TCFD Strategy A]	ISP 30.1	50/200

Indicator Level Scores For Investment & Stewardship Policy (continued)

Section	Sub-section	Topic	Indicator	Your Score
Climate change	Strategy	Climate risks and opportunities identified beyond investment horizon [TCFD Strategy A]	ISP 31	0/200
Climate change	Strategy: Scenario analysis	Use of climate scenario analysis	ISP 33	0/200
Sustainability outcomes	Identify sustainability outcomes	Tools and frameworks used to identify and map activities onto sustainability outcomes	ISP 44	64/200
Sustainability outcomes	Identify sustainability outcomes	Levels at which sustainability outcomes are identified and mapped	ISP 44.1	150/150
Sustainability outcomes	Identify sustainability outcomes	Processes for identifying most salient sustainability outcomes	ISP 45	200/200
Transparency & Confidence-Building Measures	Information disclosed – ESG assets	Information shared regarding ESG products	ISP 46	150/150
Transparency & Confidence-Building Measures	Client reporting – ESG assets	Information included in regular client reporting for ESG products	ISP 48	112/150
Transparency & Confidence-Building Measures	Information disclosed – All assets	Information shared	ISP 49	150/150
Transparency & Confidence-Building Measures	Client reporting – All assets	ESG information included in regular client reporting	ISP 50	50/200
Transparency & Confidence-Building Measures	Frequency of client reporting – All assets	Frequency of client reporting of ESG information	ISP 51	100/100
Transparency & Confidence-Building Measures	Confidence-building measures	Confidence building measures	ISP 52	128/200
Transparency & Confidence-Building Measures	Confidence-building measures	Internal review: coverage	ISP 58	100/100